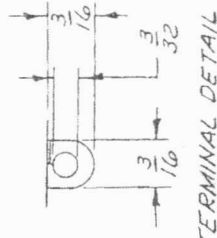
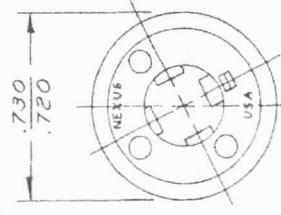
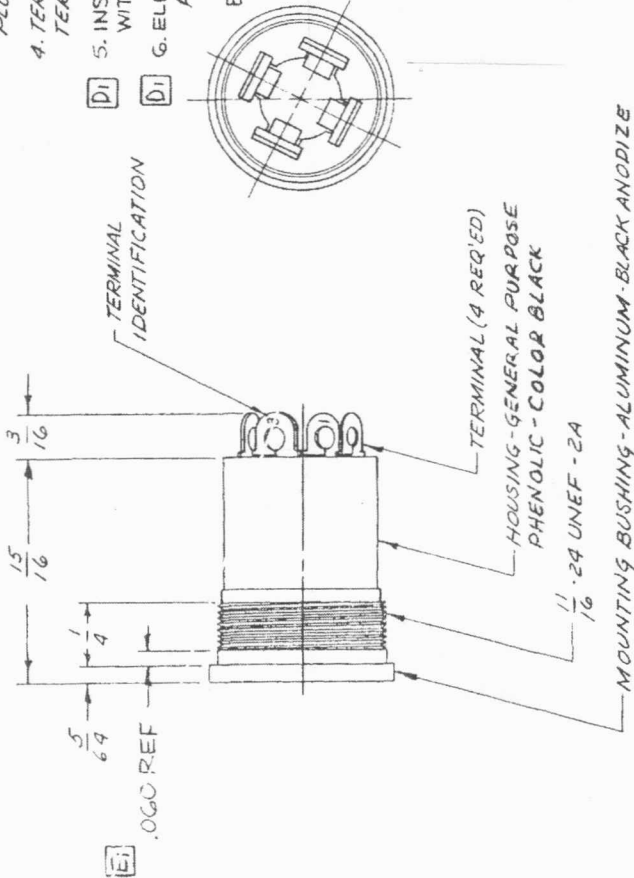


B TJT-120

NOTES:

1. TERMINALS #1, 2, 3 & 4 TO BE BERYL COPPER.
2. ALL TERMINALS FINISHED PER QQ-N-290 TYPE I CLASS III NICKEL.
3. ASSEMBLY TO MAKE CONTACT WITH TELEPHONE PLUGS TYPE U-93A/U, U-174/U & NEXUS TP-120.
4. TERMINALS 1 & 3 ARE FOR MICROPHONE CIRCUIT, TERMINALS 2 & 4 ARE FOR EARPHONE CIRCUIT.
5. INSERTION FORCE: 13 LBS MAX WITHDRAWAL FORCE: 5 LBS MIN., 10 LBS MAX.
6. ELECTRICAL:
 - A. DIELECTRIC STRENGTH - 500 VOLTS RMS MIN. BETWEEN ANY PAIR OF CONTACTS.
 - B. INSULATION RESISTANCE - 100 MEGOHMS MIN. BETWEEN ANY PAIR OF CONTACTS.

THIS ASSEMBLY INCLUDES ONE TJT-120-A NUT AND ONE TJT-120-B LOCKWASHER.



TERMINAL DETAIL

F	ADD NOTE 7	SP7	12/11/69	DATE	9-10-69	DATE	M. Ambro	DRN. BY
E	NOTE WAS "FULL THREAD TO WITHIN .060"	1/4	1/30	APPR. BY		FINISH		CHECKED BY
D	ADDED NOTES 5 & 6	2-4-81	dp.	UNLESS OTHERWISE SPECIFIED		WEIGHT		APPR. BY
C	REDEAWN	9/8/69		DIMENSIONS ARE IN INCHES		TITLE		UNLESS OTHERWISE SPECIFIED
				TOLERANCES ON FRACTIONS DECIMALS ANGLES		SCALE	2:1	

NEXUS
STAMFORD, CONN.

PHONE JACK ASSEMBLY

SIZE ORG. NO. B TJT-120

DO NOT SCALE DWG. SHEET OF